



LEHIGH

UNIVERSITY.

2013
ANNUAL REPORT
PLANNED GIVING PROGRAM

Table of Contents

	<i>Page</i>
<i>Introduction</i>	
<i>Introductory Letter</i>	<i>1</i>
<i>Planned Giving Program Statistical Summary</i>	<i>2</i>
<i>Planned Giving Program Contact Information</i>	<i>3</i>
<i>Planned Giving Funds Over \$100,000</i>	<i>4</i>
<i>Fund Administration</i>	<i>6</i>
<i>Gift Annuities</i>	<i>10</i>
<i>Pooled Life Income Funds</i>	
<i>Overview</i>	<i>18</i>
<i>Balanced</i>	<i>20</i>
<i>High Yield</i>	<i>25</i>
<i>Post '69</i>	<i>30</i>
<i>Separately Invested Funds</i>	<i>35</i>
<i>Additional Information</i>	
<i>Current Year Gifts over \$10,000</i>	<i>40</i>



David L. Hammer

Associate Treasurer

Finance and Administration

27 Memorial Drive West, Bethlehem, PA 18015

Tel: (610) 758-3180/ Fax: (610) 758-6528

Email: dlh5@lehigh.edu / Web: www.lehigh.edu

March 2014

Dear Life Income Participant:

Enclosed is your copy of the 2013 Annual Report of Lehigh University's Planned Giving Program. This report provides financial and other information about each of our Life Income Funds, the Gift Annuity Program, and the University's Planned Giving Program. This year, Lehigh's life income beneficiary payments and asset value were \$2.6 million and \$47 million, respectively.

Your continued support, guidance and commitment are truly appreciated.

As always, if you have any questions about the report, please feel free to contact me at (800) 523-0565.

Sincerely,

A handwritten signature in blue ink that reads "David L. Hammer".

David L. Hammer
Associate Treasurer

*Planned Giving Program
 Statistical Summary of Internally Managed Funds
 December 31, 2013*

	<u>Market Value</u>	<u>Number of Participants</u>
Gift Annuities	\$ 21,359,076	293
Pooled Life Income Funds:		
Balanced	8,032,948	28
High Yield	233,719	16
Post '69	448,079	20
Separately Invested Funds:		
Charitable Remainder Unitrusts	17,319,878	32
	<u>\$ 47,393,700</u>	<u>389</u>

Planned Giving Program Contact Information

OFFICE OF PLANNED GIVING

Office

(800) 523-0565
(610) 868-6560 (fax)

Website

www.lehigh.edu/giftplanning

Lorraine Wiedorn
Assistant VP, Planned Giving
Development Office
(610) 758-4874
Lms1@lehigh.edu

Karla Morales
Director, 50th Reunion Giving
Development Office
(610) 758-5958
Kam4@lehigh.edu

Judy Parr
Planned Giving Officer
Development Office
(610) 758- 6623
Jpb412@lehigh.edu

Marjorie Bartholomew
Coordinator, Planned Giving
Development Office
(610) 758- 4749
Mjb9@lehigh.edu

ADMINISTRATIVE OFFICES

For non-local calls, use Lehigh's toll-free number: (800) 523-0565

David Hammer
Associate Treasurer
Finance & Administration
(610) 758-3110
Dlh5@lehigh.edu

Kathleen Milmine
Administrative Coordinator
Finance & Administration
(610) 758-3179
Kg06@lehigh.edu

STATE STREET BANK AND TRUST COMPANY

Betsey Norton
Relationship Manager
(800) 635-9001 ext 42351

**LIFE INCOME FUNDS OVER \$100,000
MARKET VALUE
INCLUDED IN LEHIGH'S FINANCIAL REPORT**

<u>CLASS</u>	<u>NAME OF FUND</u>
1900	Albert D. Hollingsworth
1917	Hamilton E. McDowell
1922	Joseph L. Boltz
1922	Raymond A. Keenan
1926	Virginia Lyon Anderson
1931	Lucien H. Platt
1932	Shirley Solomon
1935	Madge R. and James E. Redcay
1936	Charlotte P. and Joseph K. Stone
1936	Louis Weinstock
1938	Ivah and Wayne G. Duncan
1938	Charles H. and Louise W. Hoffman
1938	Teresa N. and R. Donald Walp
1938	Helen Marie and Charles F. Zell
1939	Frances and Michael Bock, II
1939	Betty and Henry Brucker
1940	Elizabeth and George P. Maginness
1940	Philip R. Van Duyne Jr.
1941	Marvin and Renee Kent
1941	William A. and Claire L. Siegele
1941	Elizabeth V. and Robert D. Stout
1943	Harriet and David H. Schaper
1944	Jean and Paul Franz
1945	Donald R. Diggs
1946	Robert E. Baumgarten
1947	Robert G. and Ann T. Pope
1948	Myer and Shirley Alperin
1948	Eugene W. Baer, III and Catherine C. Casey
1948	Donald Van Roden
1948	Ada E. and Peter C. Rossin
1948	Jeanne K. and Donald W. Swift
1949	Lionel P. Adda
1949	Joan and John V. Berdan
1949	Webster Dawley
1949	Emmeline and Leonard R. Dimmick
1949	Frank J. Frischkorn
1949	Eugene E. and Mary N. Kunsman
1949	Jeanne Brown and Raymond Ralph Mellen
1949	Judith C. and Fred C. Stoll
1949	Elizabeth F. Watson

LIFE INCOME FUNDS OVER \$100,000 (Con't)

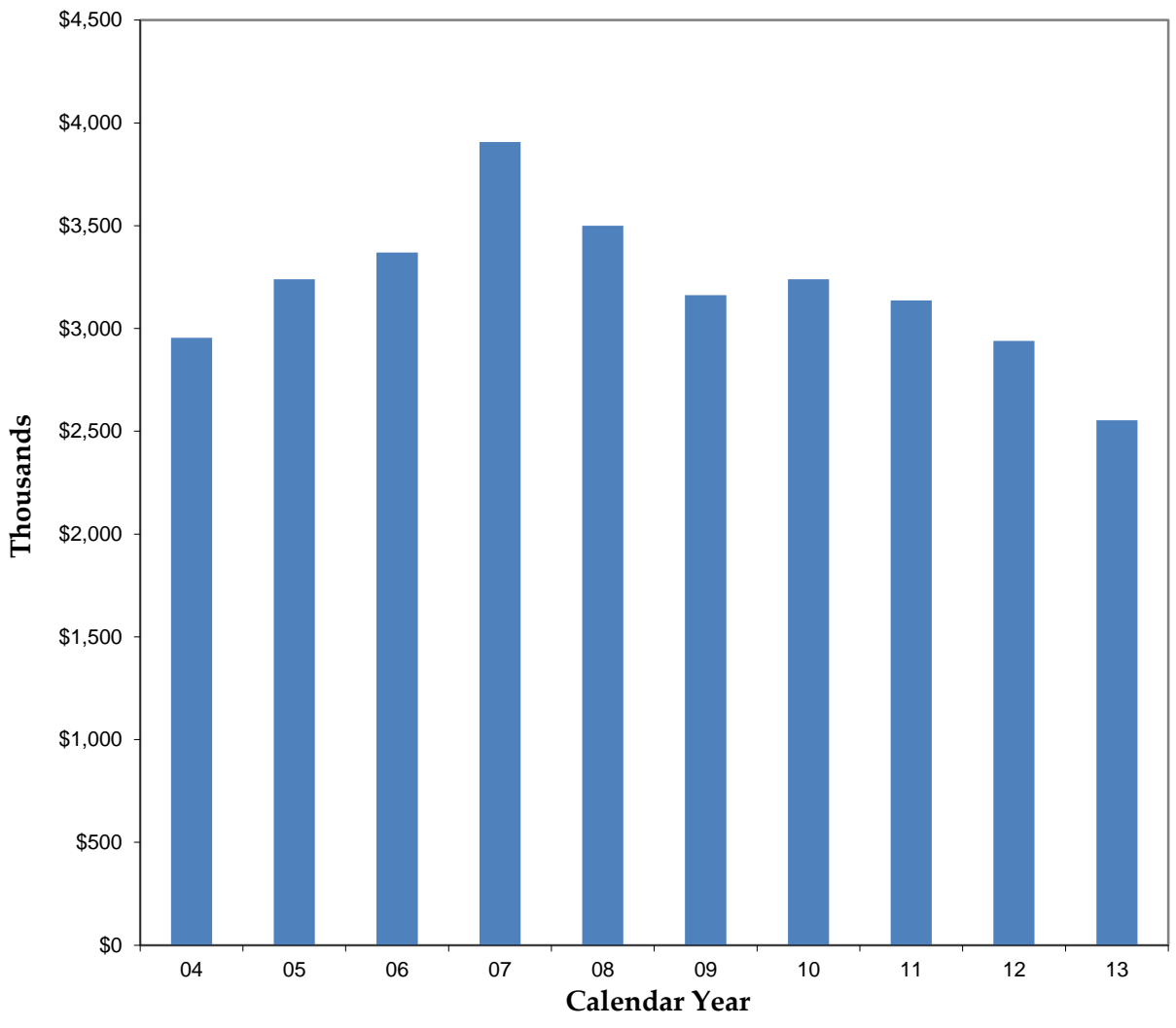
<u>CLASS</u>	<u>NAME OF FUND</u>
1950	Helene and Edward Hills
1950	Justin K. McCarthy
1950	Annabel and Herbert Schnall
1950	Mary L. and John W. Young
1951	Blanche & Donald H. Stires
1952	Noel D. Eichhorn
1952	Howard and Marie Figueroa
1952	Ruth Anne and Donald B. Herterich
1952	Robinette Hall and David R. Steetle
1953	Marilyn B. and Robert W. Walton
1954	D. Beverly and Jack L. Fox
1954	Paul H. Preis
1955	Thomas W. Applegate
1955	Robert E. Kiley
1955	William P. Mangus
1956	Jacqueline and Roy Christiansen
1956	Carol D. DeYoung
1956	Elizabeth M. and Ferdinand Thun
1957	James E. Coraza
1957	John E. and Joan K. Zollinger
1958	Donald E. Kohler
1958	Mary Foster and Robert A. Orben
1960	Edward A. and Patricia K. Argue
1961	Roy Cravzow
1961	Peter S. Hagerman
1961	Michael F. and Joan Hoben
1963	L. Harold Milton
1964	Ruth and Charles R. Meyer
1965	William W. Dudan
1965	Barbara G. Murlless
1967	Michael J. Caruso
1969	J. Spencer Ferebee Jr.
1970	Peter L. Gartman
1970	Robert T. Leonard
1976	Philip I. Kent
1982	Chong S. Piper
Friend	Dale C. Goodwin
Friend	John Ralph Kaumeier
Friend	John F. Magdith
Friend	Isabelle G. Schaub
Friend	Frank M. Thomlinson

Fund Administration

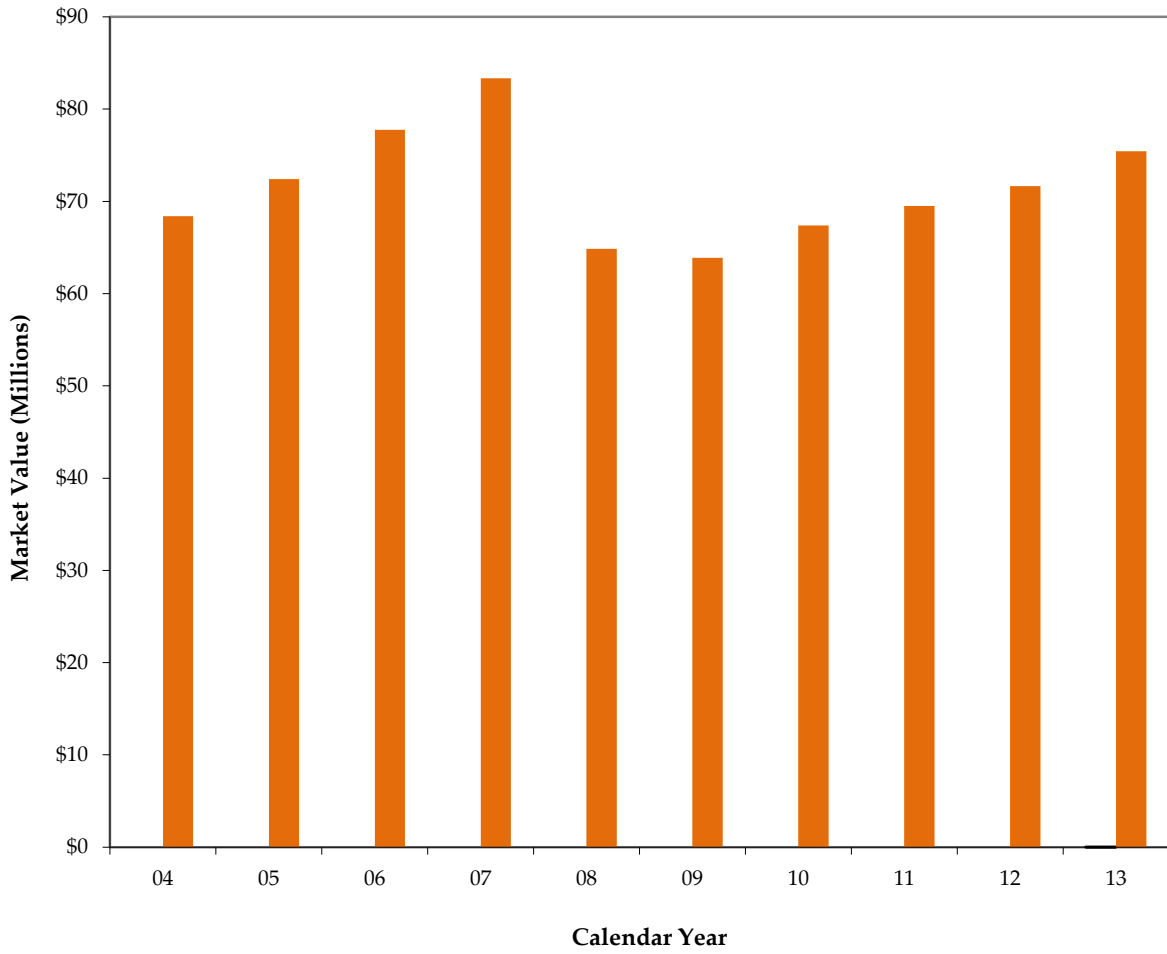
State Street Bank and Trust Company

State Street Bank and Trust Company, founded in 1792, is the largest custodian of financial assets in the world. State Street Bank is also one of the largest trustees of Charitable Gift Trusts in the nation. Betsey Norton is the Relationship Manager responsible for Lehigh's Planned Giving Program funds. As a Relationship Manager, her primary responsibilities include the investment and administration of planned gifts including custody, revocable/irrevocable trusts, charitable remainder unitrusts and annuity trusts, pooled income funds, gift annuity funds, and unitized endowments. Betsey Norton works closely with David Hammer at Lehigh in administering the Life Income and Separately-Invested Funds. If you have any questions about your fund, please feel free to call David Hammer at Lehigh; or Betsey Norton at State Street at 1-800-635-9001, extension 42351.

**Lehigh University
Planned Giving Beneficiary Payments**

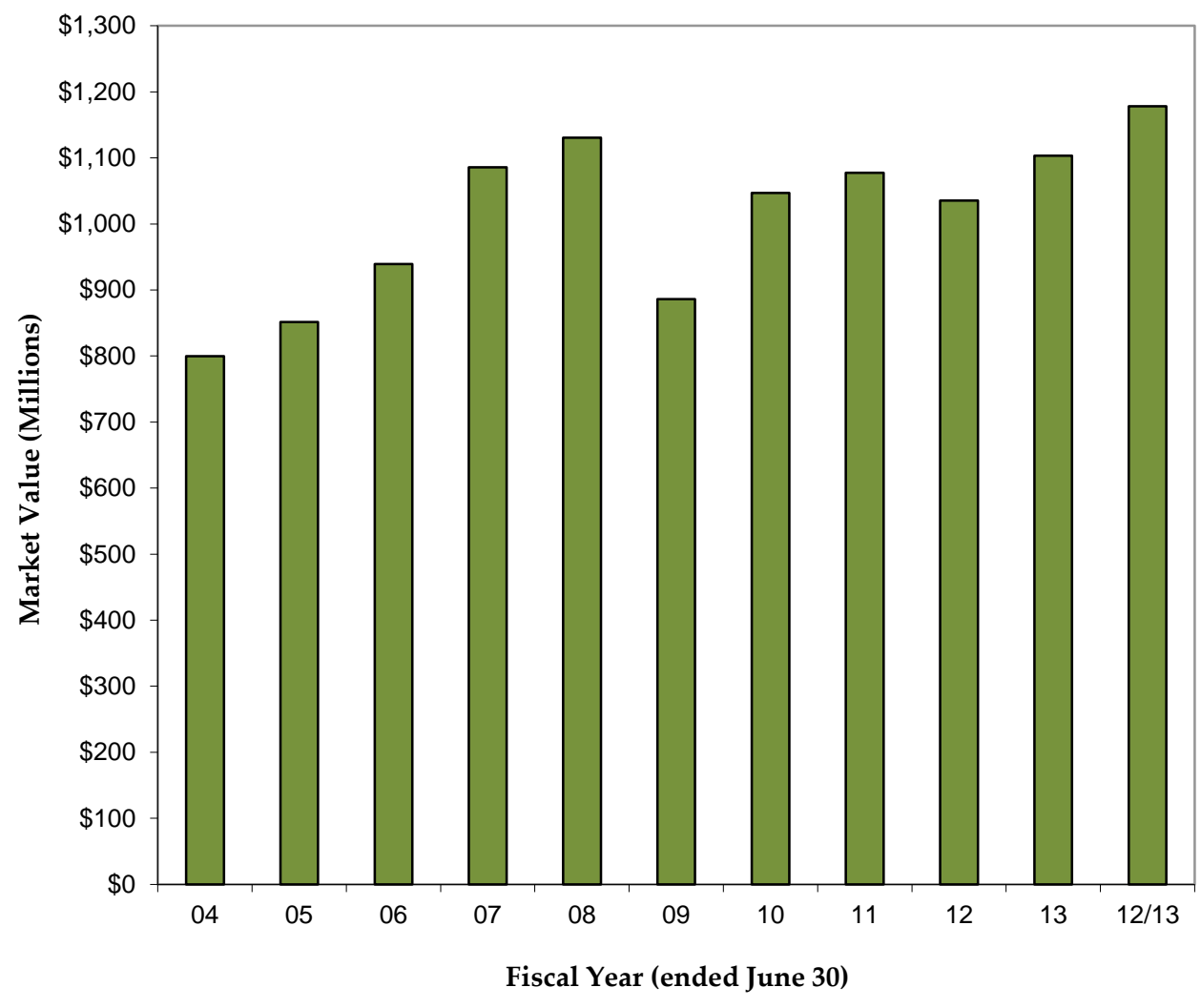


**Lehigh University
Planned Giving Program Asset Growth**



Includes Funds Held in Trust by Others

**Lehigh University
Endowment Fund Asset Growth**



Gift Annuity Program

Summary Report

December 31, 2013

Gift Annuity Program

Lehigh University offers both current and deferred payment annuities. A person who enters into a gift annuity agreement with Lehigh is actually doing two things - making a gift to Lehigh and purchasing a fixed income for life. In the case of a deferred payment annuity the person agrees to wait one or more years before life income payments start - in return for a somewhat higher rate of return than the immediate annuity offers.

Lehigh bases its Gift Annuity Rates on those established by the American Council on Gift Annuities, a national organization of charities which issue gift annuities. The Council reviews rates periodically, at which time rates may be changed for new gift annuities. Sample current one-life rates as of January 2012 are as follows:

<u>AGE</u>	<u>RATE</u>	<u>AGE</u>	<u>RATE</u>
55	4.0%	73	5.5%
56	4.1%	74	5.7%
57	4.1%	75	5.8%
58	4.2%	76	6.0%
59	4.3%	77	6.2%
		78	6.4%
60	4.4%	79	6.6%
61	4.4%		
62	4.5%	80	6.8%
63	4.5%	81	7.0%
64	4.6%	82	7.2%
		83	7.4%
65	4.7%	84	7.6%
66	4.8%		
67	4.8%	85	7.8%
68	4.9%	86	8.0%
69	5.0%	87	8.2%
		88	8.4%
70	5.1%	89	8.7%
71	5.3%		
72	5.4%	90 and over	9.0%

The annuity rates are less than those offered by insurance companies, but donors have the satisfaction of obtaining a charitable tax deduction for part of the value of the gift, as well as doing something of lasting benefit for the University.

The rates have been computed to produce a “residuum”, or gift to Lehigh at the expiration of the agreement, which is on average 50% of the amount of the initial contribution. The rates are based on actuarial studies of mortality experience among gift annuitant lives and consideration for the income rate expected from the invested reserve funds.

Beneficiaries receive monthly annuity payments for life according to the terms of a simple contract. These payments are fixed and guaranteed by the revenues and assets of the University.

Description of Reserve

Gifts to the annuity program are invested in accordance with state requirements. The assets held generate income to distribute to beneficiaries and provide a reserve of capital, if needed, to make up the difference between the income earned and the required distributions. Upon the termination of the life interests covered by a given contract, a proportionate share of the entire reserve is applied to the purpose outlined in the original gift annuity agreement. At maturity the contract balance is invested in the endowment fund.

Lehigh has completed applications for all states with annuitants and all state requirements for registration of gift annuity programs. At June 30 each year, Lehigh performs an internal review of our gift annuity reserve compared to the total reserve assets to the present value of the reserve's liabilities. Our reserve assets at December 31, 2013, are well in excess of the present value of its liabilities.

Gift Annuity Disclosure Statement

Description of a Gift Annuity

A gift annuity is a simple contract between the donor(s) and Lehigh University (hereinafter "Lehigh"). In exchange for the donor's(s') contribution, Lehigh promises to make fixed payments for life to one or two annuitants (usually, but not necessarily, the donor(s)). The amount paid is based on the age(s) of the annuitant(s), in accordance with Lehigh's rate schedule.

Not a Commercial Investment

The act of establishing a gift annuity with Lehigh is not, and should not be viewed as, an investment. Rather, it is a way to arrange for annuity payments while making a charitable donation. In this respect, a gift annuity issued by Lehigh is different from a commercial annuity. However, the fact that you are making a charitable gift may result in tax benefits, including a current federal income tax charitable deduction (if you itemize your deductions), annuity payments which are partially tax-free, and future estate tax savings.

Gift Annuity Rates

Generally, the gift annuity rates paid by Lehigh are those suggested by the American Council on Gift Annuities, which is a national organization of charities that has been in existence since

1927. These rates have been calculated so as to provide attractive payments to the donor and/or other annuitant(s) and also to result in a significant portion of the contribution remaining for the charity. Because a charitable gift is involved, the rates are lower than those available through commercial annuities offered by insurance companies and other financial institutions.

Assets Backing Annuity

The annuity payments are a general obligation of Lehigh, and they are backed by all of our assets (subject to security interests). On 12/31/2013, our total invested funds exceeded \$1,000,000,000. We also maintain a gift annuity reserve fund valued at more than \$20 million in accordance with the laws of the states in which we offer gift annuities. Assets received by Lehigh for gift annuities are managed internally, in a conservative and disciplined manner. If Lehigh should ever fail financially, individuals entitled to receive annuities will qualify as general creditors of Lehigh.

Responsibility for governing Lehigh, which was established in February 9, 1866, is vested in a Board of Trustees. Common investment funds managed by our organization are exempt from registration requirements of the federal securities laws, pursuant to the exemption for collective investment funds and similar funds maintained by charitable organizations under the Philanthropy Protection Act of 1995 (P.L. 104-62). Information in this letter is provided to you in accordance with the requirements of that Act.

Points to Remember

- A contribution for a gift annuity is irrevocable.
- The right to annuity payments may not be assigned to any person or organization, other than Lehigh.
- The gift date is the date when you actually transfer assets. In the case of cash, it is the date you mail or deliver a check. In the case of an electronic transfer of securities, it is the date they are received into the account of Lehigh. If you have certificates, it is the date they are properly endorsed and mailed or delivered.
- The gift annuity is governed by applicable state laws.

For More Information

This disclosure statement is intended to provide basic information regarding the gift annuities issued by Lehigh. If you have additional questions concerning Lehigh's gift annuity program, please call (610) 758-4874 or write Lorraine S. Wiedorn, Assistant Vice President, Planned Giving, Lehigh University, 27 Memorial Drive West, Bethlehem, PA 18015-3086.

*Gift Annuity Program
Investment Data*

December 31

	<u>2013</u>	<u>2012</u>
Market Value at January 1	\$ 21,182,971	\$ 23,097,928
Additional Gifts	1,346,439	601,167
Liquidation of Shares	(1,828,405)	(2,382,403)
Income Earned *	1,029,790	1,177,463
Annuity Payments **	(1,334,719)	(1,907,958)
Market Gain/(Loss)	<u>963,000</u>	<u>596,774</u>
Market Value at December 31	<u>\$ 21,359,076</u>	<u>\$ 21,182,971</u>
Number of Participants	293	298

* Income earned is reinvested until it is needed for distribution to beneficiaries.

** If earnings are not sufficient to cover distributions, principal is divested.

Pooled Life Income Funds

Summary Report

December 31, 2013

Pooled Life Income Funds

Lehigh University's Pooled Life Income Funds operate in much the same way as a mutual fund. Gifts to each fund are pooled and invested with other gifts to that fund. Income earned by the fund is distributed to all participants on a quarterly basis. A fifth and final check is mailed to participants before the end of January each year to distribute the prior year's remaining income.

Lehigh is responsible for the investment management of its Pooled Life Income Funds, and State Street Bank and Trust is currently contracted to administer these funds. Summary Reports of each fund follow:

	Page
Balanced Fund	21
High Yield	26
Post '69 (Closed to New Participants)	31

The following is a summary of the investment objectives, which Lehigh follows for its various pooled income funds:

Moderate Income and principal growth
Balanced Fund

High Income without undue risk of principal
High Yield
Post '69

Description of Investments

Investment fund selection is made in order to achieve the specific investment objective of each pooled fund. The following is a brief description of the individual funds in which the Pooled Life Income Funds were invested during the year:

Vanguard High Yield Corporate Fund

Seeks to earn a high level of interest income. The fund's assets are composed of high yield corporate bonds, which pay high interest rates. The investment advisor seeks to reduce risk somewhat through solid credit research and broad diversification across companies and industries and by emphasizing high-yield bonds with relatively stronger credit ratings.

Vanguard Wellington Fund

Seeks to provide both income and long-term growth of capital without undue risk of capital appreciation. The fund's assets are composed of a mix of common stocks (65%) and fixed income securities (35%).

Vanguard Wellesley Income Fund

Seeks to provide a high level of income, long-term growth of income and moderate long-term growth of capital. The fund's assets are composed of 60-65% high-quality long-term and intermediate term bonds, with the remainder in dividend-paying stocks.

Balanced Pooled Life Income Fund

Summary Report

December 31, 2013

Balanced Pooled Life Income Fund
Selected Financial Data

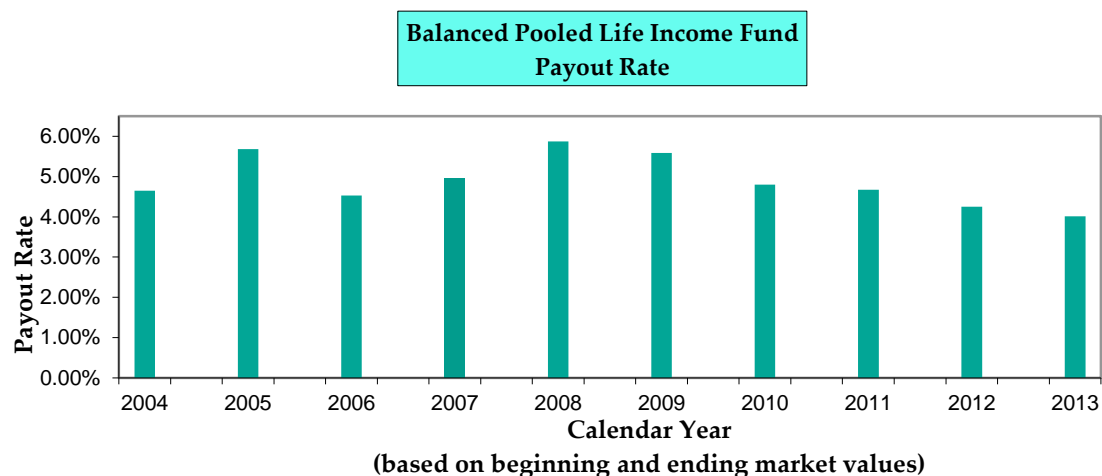
	<u>December 31</u>	
	<u>2013</u>	<u>2012</u>
Market Value	\$ 8,032,948	\$ 7,396,494
Number of Shares	1,938,568	1,938,568
Market Value Per Share	4.14375	3.81544
Income Per Share*	.14779	.15570
Number of Participants	28	28

* Based on weighted average shares per year

Balanced Pooled Life Income Fund *Historical Data*

<u>Year</u>	<u>Shares Outstanding</u> <u>At December 31</u>	<u>Market Value at 12/31</u>		<u>Income</u>	
		<u>Per Share</u>	<u>Total</u>	<u>Per Share*</u>	<u>Total</u>
2004	561,854.09	3.39601	1,908,060	.15434	85,468
2005	1,082,472.07	3.38973	3,669,290	.19266	158,396
2006	1,230,046.99	3.61955	4,452,214	.15861	183,393
2007	1,377,889.23	3.64269	5,019,218	.17986	234,528
2008	1,473,727.58	2.68341	3,954,615	.18572	264,794
2009	1,469,946.85	3.32088	4,881,509	.16781	246,993
2010	1,649,095.28	3.50630	5,782,226	.16393	255,654
2011	1,777,989.49	3.51500	6,249,633	.16398	280,979
2012	1,938,568.19	3.81544	7,396,494	.15570	289,333
2013	1,938,568.19	4.14375	8,032,948	.14779	286,507

* Income Per Share = $\frac{\text{Annual Income}}{\text{Weighted Average Shares}}$



Balanced Pooled Life Income Fund
Investment Data

	<u>December 31</u>	
<u>Investments at Market</u>	<u>2013</u>	<u>2012</u>
Vanguard Wellington Fund	\$ 4,781,914	\$ 4,100,665
Vanguard High Yield Corporate Fund	3,251,034	3,295,829
Cash*	<u>-0-</u>	<u>-0-</u>
Total Investments	<u>\$8,032,948</u>	<u>\$ 7,396,494</u>
Market Value at January 1	\$ 7,396,494	\$ 6,249,633
Additional Gifts	-0-	600,000
Liquidation of Shares	-0-	-0-
Market Gain/(Loss)	<u>636,454</u>	<u>546,861</u>
Market Value at December 31	<u>\$ 8,032,948</u>	<u>\$ 7,396,494</u>

* This figure represents gifts received at the end of December. These gifts were subsequently invested in the various funds listed above.

Balanced Pooled Income Fund
Income Data

	<u>2013</u>	<u>Per share</u>
Investment Income:		
Dividend	\$ 309,790	\$.15980
Interest	<u>-0-</u>	<u>-0-</u>
Total	\$ 309,790	\$.15980
Expenses:		
Administrative Costs	<u>(23,283)</u>	<u>(.01201)</u>
Net Investment Income	<u>\$ 286,507</u>	<u>\$.14779</u>
Payments to Participants	<u>\$ 286,507</u>	<u>\$.14779</u>

High Yield Pooled Life Income

Summary Report

December 31, 2013

High Yield Pooled Life Income
Selected Financial Data

December 31

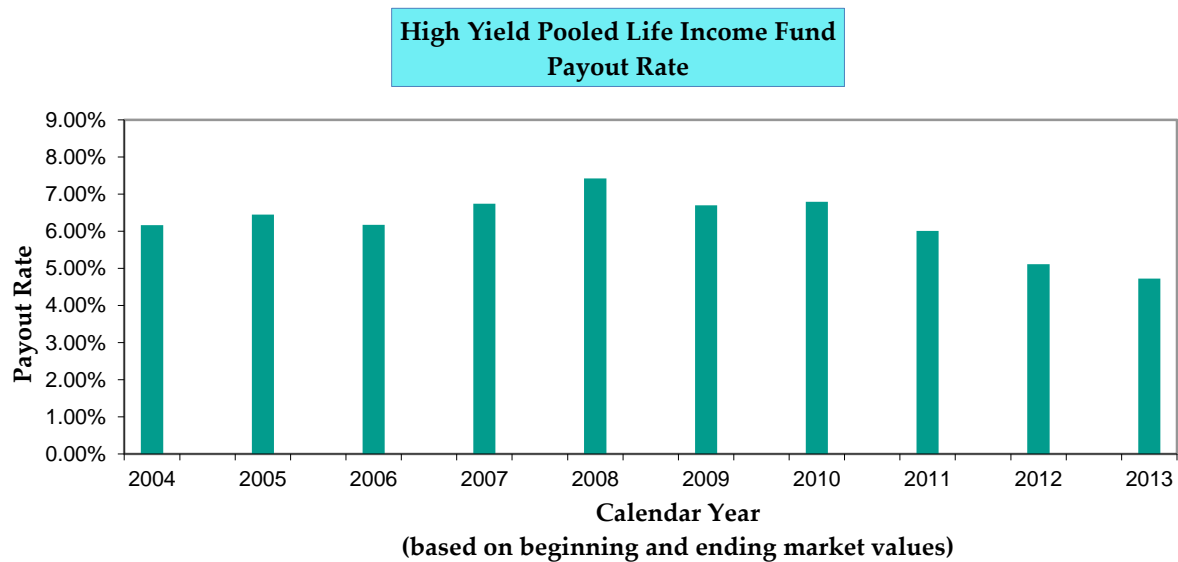
	<u>2013</u>	<u>2012</u>
Market Value	\$ 233,719	\$ 231,789
Number of Shares	151,481	151,481
Market Value Per Share	1.54289	1.53015
Income Per Share*	.07258	.07553
Number of Participants	16	16

* Based on weighted average shares per year

High Yield Pooled Life Income Historical Data

<u>Year</u>	<u>Shares Outstanding At December 31</u>	<u>Market Value at 12/31</u>		<u>Income</u>	
		<u>Per Share</u>	<u>Total</u>	<u>Per Share*</u>	<u>Total</u>
2004	968,555.19	1.48371	1,437,055	.09071	94,399
2005	800,958.34	1.42722	1,143,145	.09387	83,048
2006	778,787.48	1.45990	1,147,639	.08914	70,411
2007	609,249.17	1.40723	857,354	.09679	66,913
2008	471,211.10	1.03503	487,715	.09084	49,072
2009	296,200.99	1.32787	393,317	.07911	30,355
2010	214,362.24	1.40282	300,712	.09275	23,676
2011	173,954.51	1.42353	247,630	.08491	16,486
2012	151,480.94	1.53015	231,789	.07553	12,290
2013	151,480.94	1.54289	233,719	.07258	10,995

* Income Per Share = $\frac{\text{Annual Income}}{\text{Weighted Average Shares}}$



*High Yield Pooled Life Income
Investment Data*

	<u>December 31</u>	
<u>Investments at Market</u>	<u>2013</u>	<u>2012</u>
Vanguard High Yield Corporate Fund	\$ 160,963	\$ 163,098
Vanguard Wellesley Fund	72,756	68,691
Cash*	<u>-0-</u>	<u>-0-</u>
Total Investments	<u>\$ 233,719</u>	<u>\$ 231,789</u>
Market Value at January 1	\$ 231,789	\$ 247,630
Additional Gifts	-0-	-0-
Liquidation of Shares	-0-	(32,616)
Market Gain/(Loss)	<u>1,930</u>	<u>16,775</u>
Market Value at December 31	<u>\$ 233,719</u>	<u>\$ 231,789</u>

* This figure represents gifts received at the end of December. These gifts were subsequently invested in the various funds listed above.

*High Yield Pooled Income
Income Data*

	<u>2013</u>	<u>Per Share</u>
Investment Income:		
Dividend	\$11,687	\$.07715
Interest	<u>-0-</u>	<u>-0-</u>
Total	\$11,687	\$.07715
Expenses:		
Administrative Costs	<u>(692)</u>	<u>(.00457)</u>
Net Investment Income	<u>\$ 10,995</u>	<u>\$.07258</u>
Payments to Participants	<u>\$ 10,995</u>	<u>\$.07258</u>

Post 1969 Pooled Life Income Fund

Summary Report

December 31, 2013

(Closed to new Participants)

Post 1969 Pooled Life Income Fund
Selected Financial Data

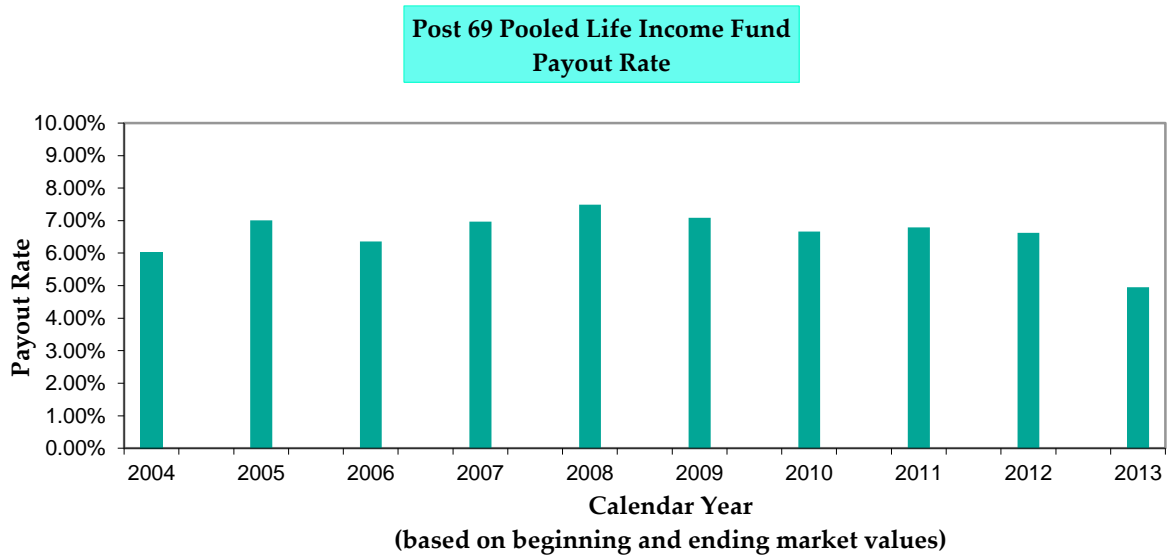
	<u>December 31</u>	
	<u>2013</u>	<u>2012</u>
Market Value	\$ 448,079	\$ 447,082
Number of Shares	487,077	487,077
Market Value Per Share	.91994	.91789
Income Per Share*	.04554	.05542
Number of Participants	20	20

* Based on weighted average shares per year

***Post 1969 Pooled Life Income Fund
Historical Data***

<u>Year</u>	<u>Shares Outstanding At December 31</u>	<u>Market Value at 12/31</u>		<u>Income</u>	
		<u>Per Share</u>	<u>Total</u>	<u>Per Share*</u>	<u>Total</u>
2004	1,948,531.43	.89386	1,741,716	.05352	113,020
2005	1,513,745.84	.85747	1,297,977	.06135	106,197
2006	1,378,261.14	.87213	1,202,062	.05498	83,063
2007	1,180,346.14	.83477	985,321	.05947	76,076
2008	1,153,383.71	.62569	721,656	.05494	64,110
2009	906,413.62	.79774	723,085	.05041	52,597
2010	896,562.18	.83498	748,608	.05437	49,017
2011	695,634.40	.85084	591,875	.05727	45,591
2012	487,076.76	.91789	447,082	.05542	32,772
2013	487,076.76	.91994	448,079	.04554	22,183

* Income Per Share = $\frac{\text{Annual Income}}{\text{Weighted Average Shares}}$



Post 1969 Pooled Life Income Fund
Investment Data

	<u>December 31</u>	
<u>Investments at Market</u>	<u>2013</u>	<u>2012</u>
Vanguard High Yield Corporate Fund	\$ 347,686	\$ 352,299
Vanguard Wellesley Fund	100,393	94,783
Cash *	<u>-0-</u>	<u>-0-</u>
Total Investments	<u>\$ 448,079</u>	<u>\$ 447,082</u>
Market Value at January 1	\$ 447,082	\$ 591,875
Additional Gifts	- 0 -	- 0 -
Liquidation of Shares	- 0 -	(187,931)
Market Gain/(Loss)	<u>997</u>	<u>43,138</u>
Market Value at December 31	<u>\$ 448,079</u>	<u>\$ 447,082</u>

* This figure represents gifts received at the end of December. These gifts were subsequently invested in the various funds listed above.

Post 1969 Pooled Income Fund
Income Data

	<u>2013</u>	<u>Per Share</u>
Investment Income:		
Dividend	\$ 23,514	\$.04827
Interest	<u>-0-</u>	<u>-0-</u>
Total	\$ 23,514	\$.04827
Expenses:		
Administrative Costs	<u>(\$1,331)</u>	<u>(\$.00273)</u>
Net Investment Income	<u>\$ 22,183</u>	<u>\$.04554</u>
Payments to Participants	<u>\$ 22,183</u>	<u>\$.04554</u>

Separately Invested Funds

Summary Report

December 31, 2013

Separately Invested Funds

Separately Invested Funds include Charitable Remainder Unitrusts and Segregated Funds. As a fiduciary for planned giving vehicles, the trustee approves all allocation and investment selection decisions. The investment criteria for these investments take into consideration:

Time Horizon

- Beneficiary Age
- Term in Years
- Joint Lives

Return Requirements

- Payout Percentage/Effective Payout
- Expenses

The following are some of the commonly used investments for Charitable Remainder Trusts:

Vanguard Total Stock Market Fund

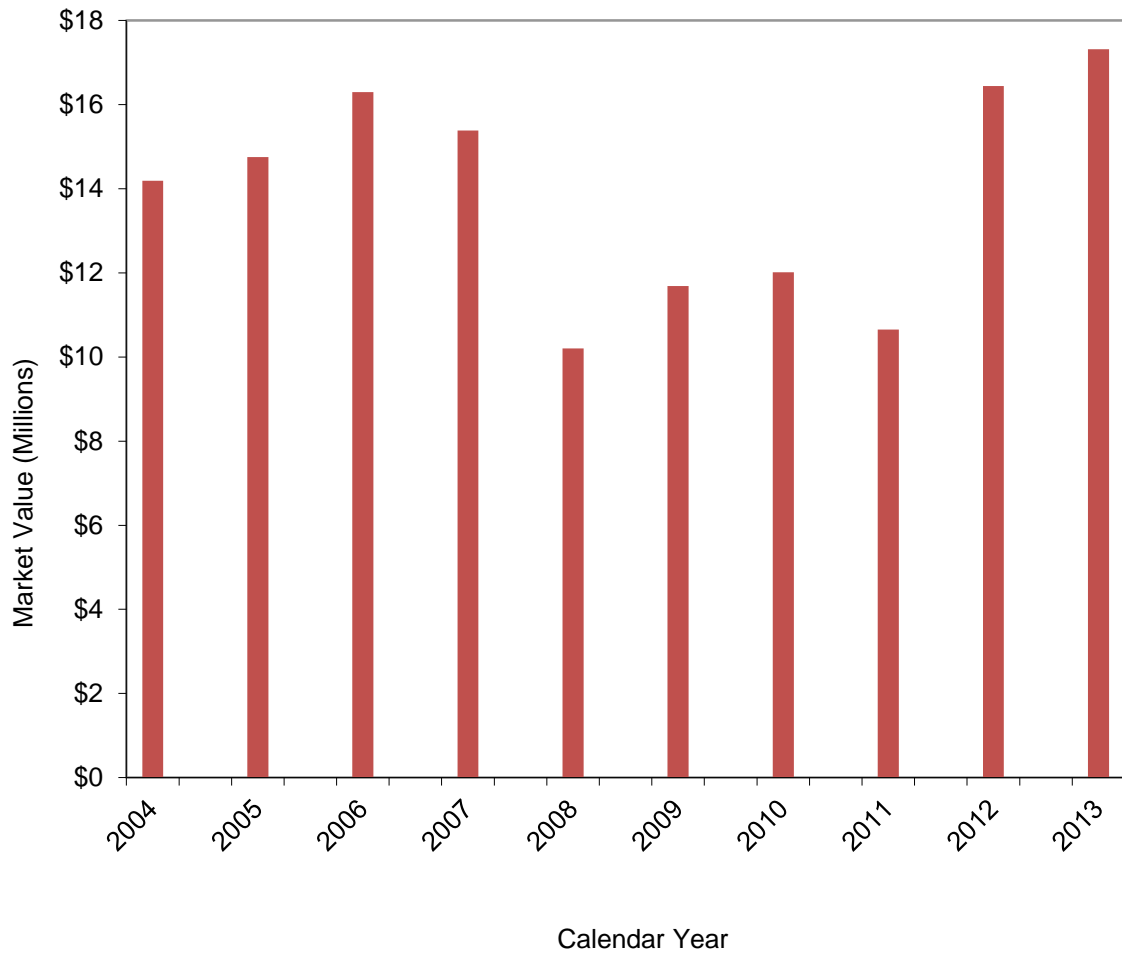
Vanguard Total Bond Market Fund

SSgA International Stock Selection Fund

*Charitable Remainder Trusts and
Segregated Funds
Investment Data*

	<u>December 31</u>	
	<u>2013</u>	<u>2012</u>
Market Value at January 1	\$ 16,446,769	\$ 10,650,500
Additional Gifts	50,142	7,328,737
Maturities	(330,959)	(2,053,266)
Income Earned	352,728	304,311
Beneficiary Payments	(898,761)	(697,856)
Market Gain/(Loss)	<u>1,699,959</u>	<u>914,343</u>
Market Value at December 31	<u>\$ 17,319,878</u>	<u>\$ 16,446,769</u>
Number of Participants	32	33

Market Value Information
Separately Invested Funds



Additional Information

**CURRENT YEAR GIFTS
 JANUARY 1, 2013 TO DECEMBER 31, 2013
 LIFE INCOME GIFTS OF \$10,000 OR MORE
 ADMINISTERED BY LEHIGH UNIVERSITY**

<u>CLASS</u>	<u>NAME OF FUND</u>
1945	Donald R. Diggs
1948	Walter R. West
1949	Frank J. Frischkorn
1950	Randi and Donald P. Schlegel
1951	Hellmut D.W. Bauer
1951	Ruth '79G and William E. Rusling
1951	Blanche and Donald H. Stires
1953	Mary Ann and J. Robert Flagg
1953	Marilyn B. and Robert W. Walton
1954	Brooke R. Hartman, Jr.
1955	Laurie and Merlin F. Schwenk
1956	Jacqueline and Roy Christiansen
1957	Lynda and John J. Elliott
1958	R. Anthony Keenan
1958	Robert E. Myers
1960	Eileen H. and David L. Word
1961	Roy Cravzow
1962	George R. Keiser
1963	Molly and James M. Dinneen
1963	L. Harold Milton
1964	Robert B. Gibby, Jr.
1964	David P. Heintzelman
1964	John H. Houtz
1964	William H. Low
1964	David L. March
1966	Patricia and Stewart Early
1966	Karen K. and Barry A. Jenkin
1966	Marjorie and Paul J. Prutzman
1967	Carol and Hugh Brown
1970	Robert T. Leonard
1971	Gerry Ann and Eric L. Flicker
1971	Joann J. and Martin A. Matijasich
1971	Margaret K. '75 and Stephen A. Miller
1975	Margaret K. and Stephen A. Miller '71
1977	Florence H. '79 and Kurt W. Stoffel
1979	Denise M. and Eric B. Blew
1979	Florence H. and Kurt W. Stoffel '77
1961G	Mary M. and Robert L. Leight
1979G	Ruth and William E. Rusling '51
Faculty	Anna P. Herz
Faculty	Robert C. Williamson
Friend	Olivia E. Sherck-Hartman
Staff	Denise M. and Eric B. Blew '79

Office of Finance and Administration
Alumni Memorial Building
27 Memorial Drive West
Bethlehem, PA 18015-3086